

Common Formative Assessment Analysis Form can be found at:

<http://www.hoodriver.k12.or.us/domain/99>

---or go to the Hood River District site (www.hoodriver.k12.or.us.us)

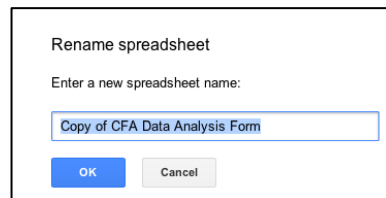
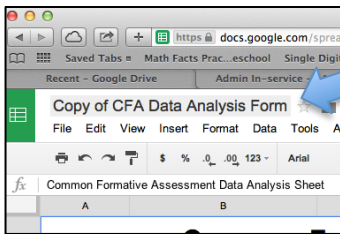
Hover over TEACHERS in blue bar

Click on Professional Learning Community

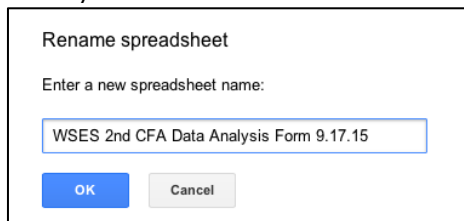
When you click on the CFA Analysis Form, it will prompt you to make a copy.



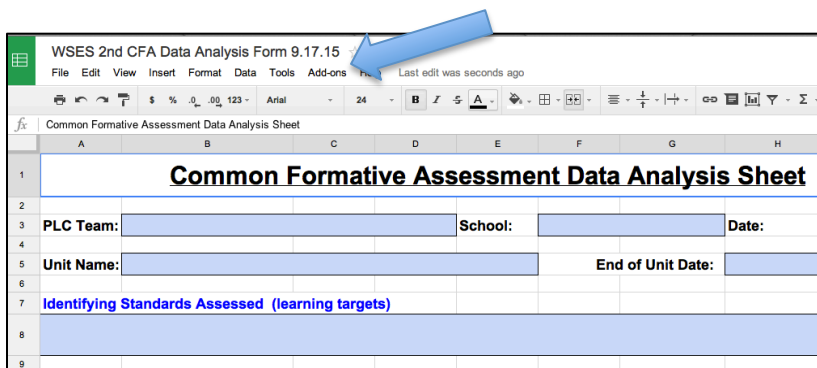
Rename the copy with your team name and the date, by clicking at the top left where it says "Copy of CFA..." :



Then rename with your team and date.

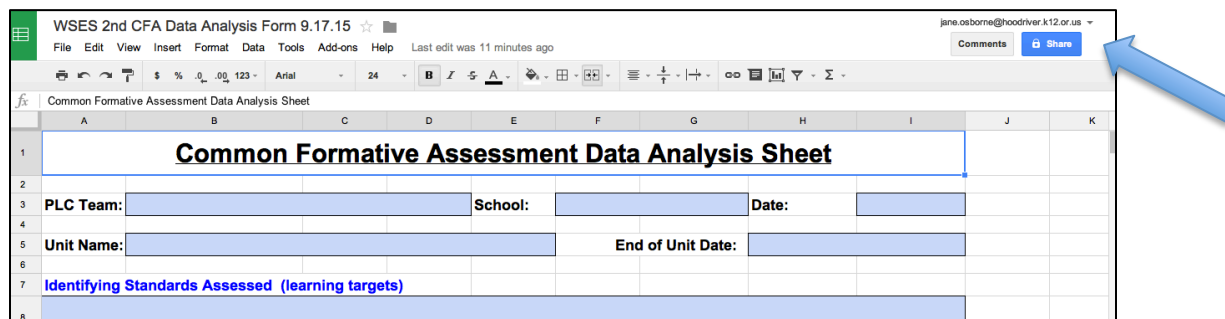


Check to make sure it is named correctly by looking at the top left.

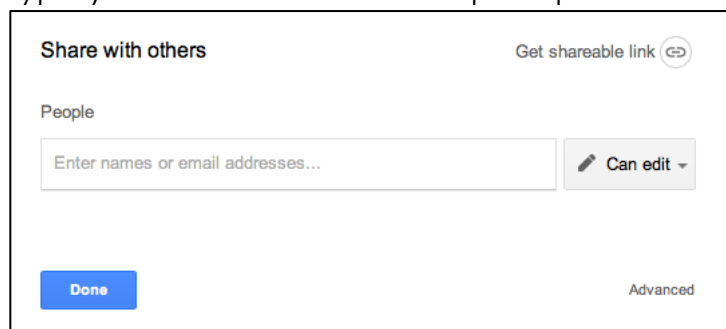


To share this document:

You can share with your team members or your principal by clicking the share button on the top right.

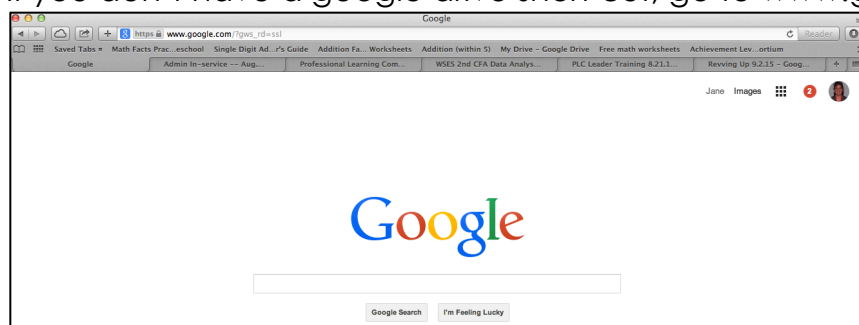


Type your team member and principal emails in the box and click done.

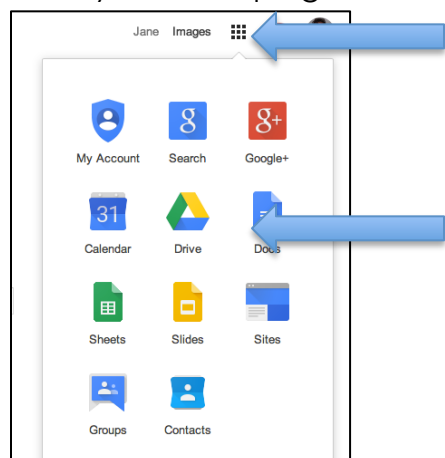


To find the document again:

You can retrieve this document by going to your google drive folder. If you don't have a google drive short cut, go to www.google.com



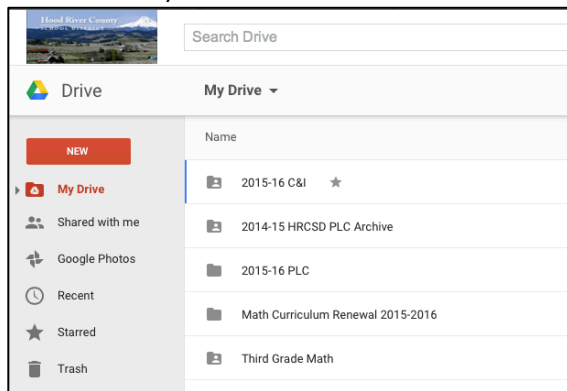
Then click on the array at the top right.



Click on the google drive triangle icon.

You may have to sign in (your hrcsd email is your user and password)

Then just search your drive for the document.



You can also star documents to find them easily by clicking 'starred' instead of searching. To star (or favorite) a document, click the outline of the star to make it yellow.

